

# POLKA DOTS ADD PUNCH

1950s retro prints sing out in harmony.

Take some splashy prints and mix them up with a simple pattern. So simple that the block uses only one pattern piece to make four pinwheel units. The punch is in the polka dots appliquéd smack dab in the middle of the sashing strips. Add the Provence handbag by Ellen Medlock and you have a great “make it and take it” project.

## Materials you will need...

- 2 yards of CX2829 Scattered Squares, color pink
- 1/2 yard each of CX2510 Stitch Loops, colors pink and turquoise
- 1 yard CX 2832 Graceful Vine, color truffle
- 1/3 yard CX2838 Full Bloom, color brown
- 1/3 yard CX1400 Spotlight, color girl
- 1/3 yard CX1684 ChaCha Stripe, color cocoa
- 49" x 64" piece of quilt batting and backing fabric
- Basic cutting and sewing supplies

## Getting Started

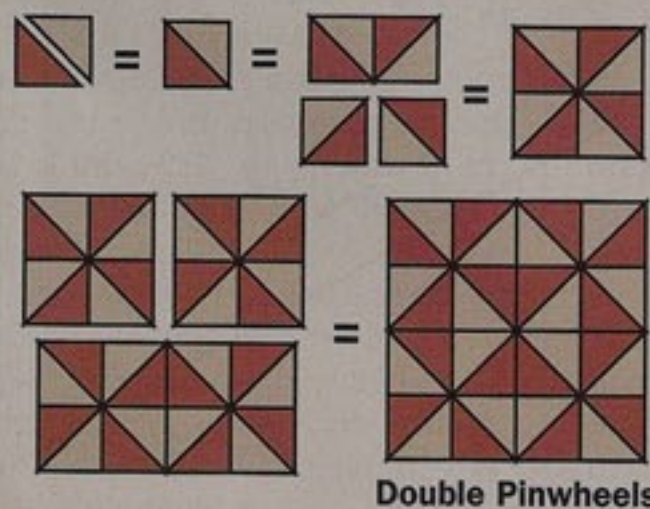
**Step 1.** Pre-wash and iron all fabrics. Sew with 1/4" seam allowances. Press all seams as you sew. Always sew a sample block before cutting the blocks for an entire quilt.

## Cutting

**Step 2. Double Pinwheels:** Carefully refer to the Rotary Cutting diagram. Directions are given to cut one block. Use each of the three prints, ChaCha Stripe, Spotlight and Full Bloom in two blocks, one with the pink Stitch Loops for background and one with the turquoise Stitch Loops for background. Cut a total of 6 blocks.

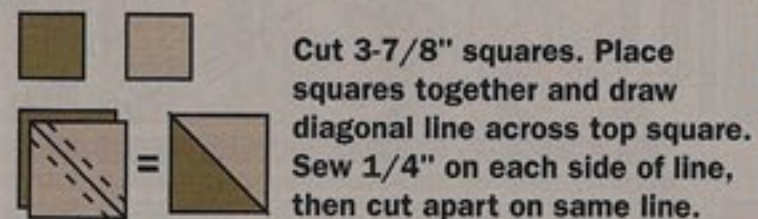
**Note:** See the Fabric Legend chart on page 26 when selecting the fabrics for the blocks, sashings and borders.

*(instructions continue on page 26)*

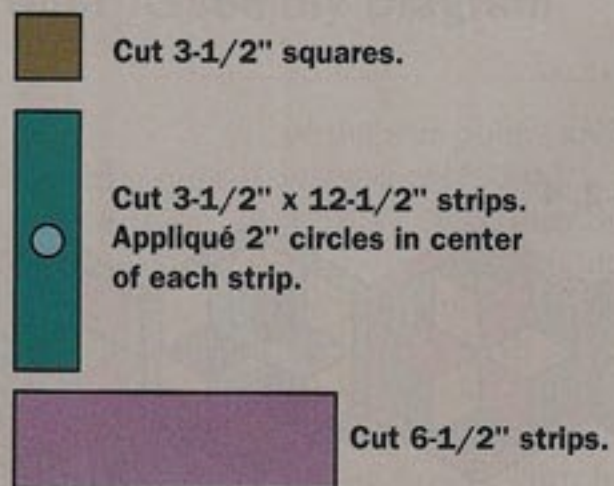


## Rotary Cutting

### Half Square Triangles




### Sashings and Borders



**Fabric Facts:**  
Full Bloom and companion prints  
by Michael Miller Fabrics.  
[www.michaelmillerfabrics.com](http://www.michaelmillerfabrics.com)

A pattern is available for the Provence handbag; see page 90 for ordering details or visit this website: [www.ellenmedlock.com](http://www.ellenmedlock.com)



**Quiltmaker:** Ellen Gaffney  
**Technique:** Patchwork and Appliqué  
**Block Name:** Double Pinwheels  
**Block Size:** 12" **Block Count:** 6  
**Quilt Size:** 45" x 60"